

# Hector

## The Road Safety Cat's Storybook



TOWARDS  
ZERO





Hello everybody!


My name is Hector  
the Road Safety Cat  
and I am going to  
teach you some road  
rules and how to  
stay safe.

# Walking safely

One of the safest places to walk is on the footpath but always be careful around driveways.




# Walk on the footpath



Watch out for  
cars going in and  
out of driveways.

**STOP, LOOK, LISTEN, THINK**  
and make sure it is safe to walk.

# How to cross



# the road safely

5

**LISTEN**  
for traffic.



Keep on looking  
and listening  
for traffic.

6

**THINK** is it safe for  
me to cross the road.



7

**WALK** when the road  
is clear. When it is  
safe, walk straight  
across. **DON'T RUN.**



# How to cross the road safely




Keep close to parents around streets and car parks. Remind Mum and Dad to use the crossings and watch out for cars.

# Safe places to cross the road



# Safe places to



Pedestrian crossings are for people walking.


When the light is **RED** or flashing **STOP**. Don't walk.



You can operate these lights yourself by pushing a button.



# cross the road



Cross only when the light is **GREEN**. Keep checking for traffic while crossing.

Always remember  
to **STOP, LOOK,**  
**LISTEN, THINK.**

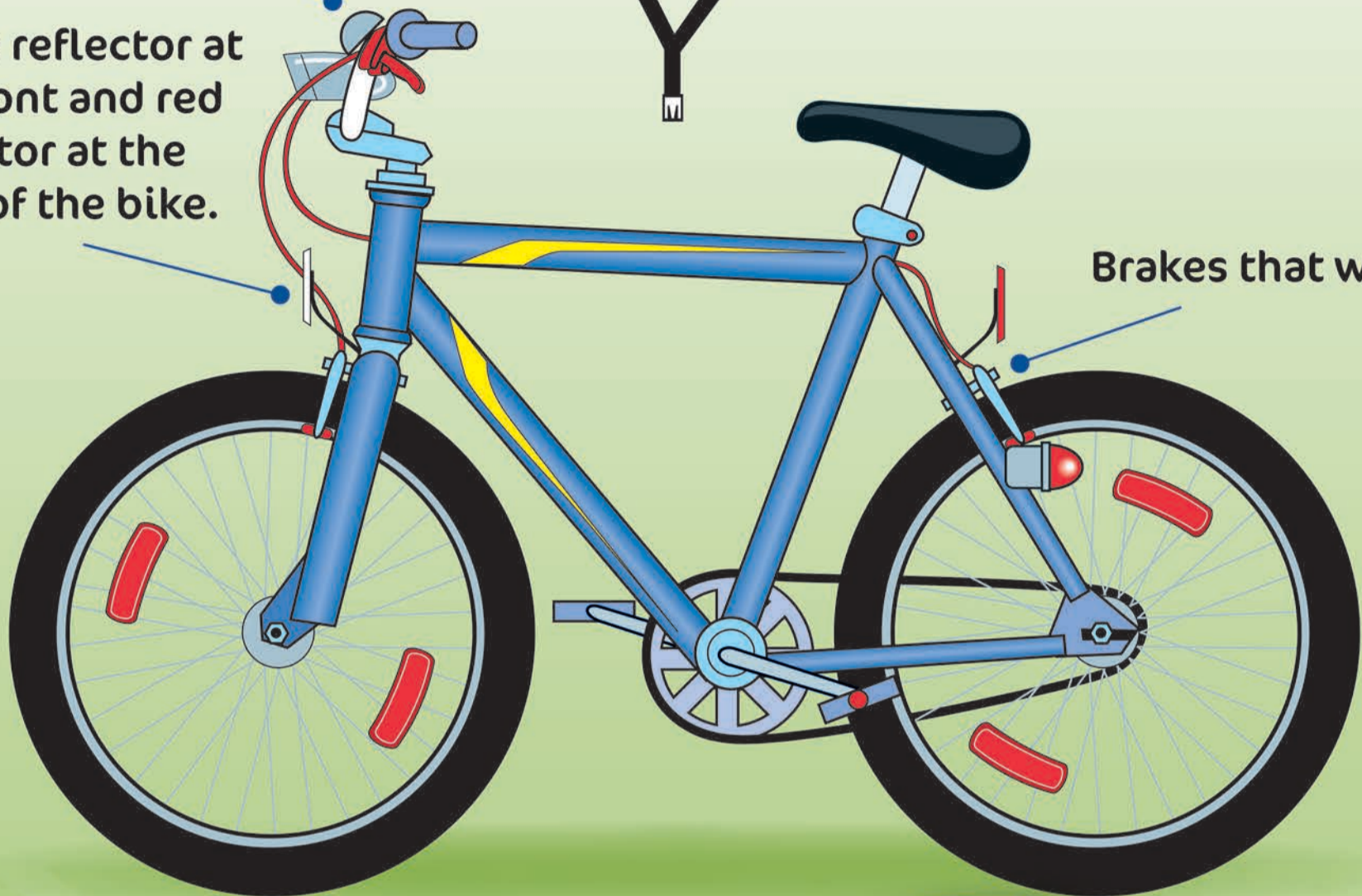
# Bike safety

Bell or horn in working order.



Always wear a helmet.  
Make it fit. Make it click.

White reflector at the front and red reflector at the back of the bike.



Brakes that work.

Always wear shoes to protect your feet.  
Make sure your shoelaces are tied.




When riding your bike always wear a helmet. Make sure it fits your head and you do it up... listen for the click.



# Bike safety



# Car safety



When putting on a seatbelt listen for the noise... **CLICK CLACK...** and make sure everyone in the car... **FRONT and BACK...** has theirs on too!

When traveling in the car, play games quietly and don't distract the driver.



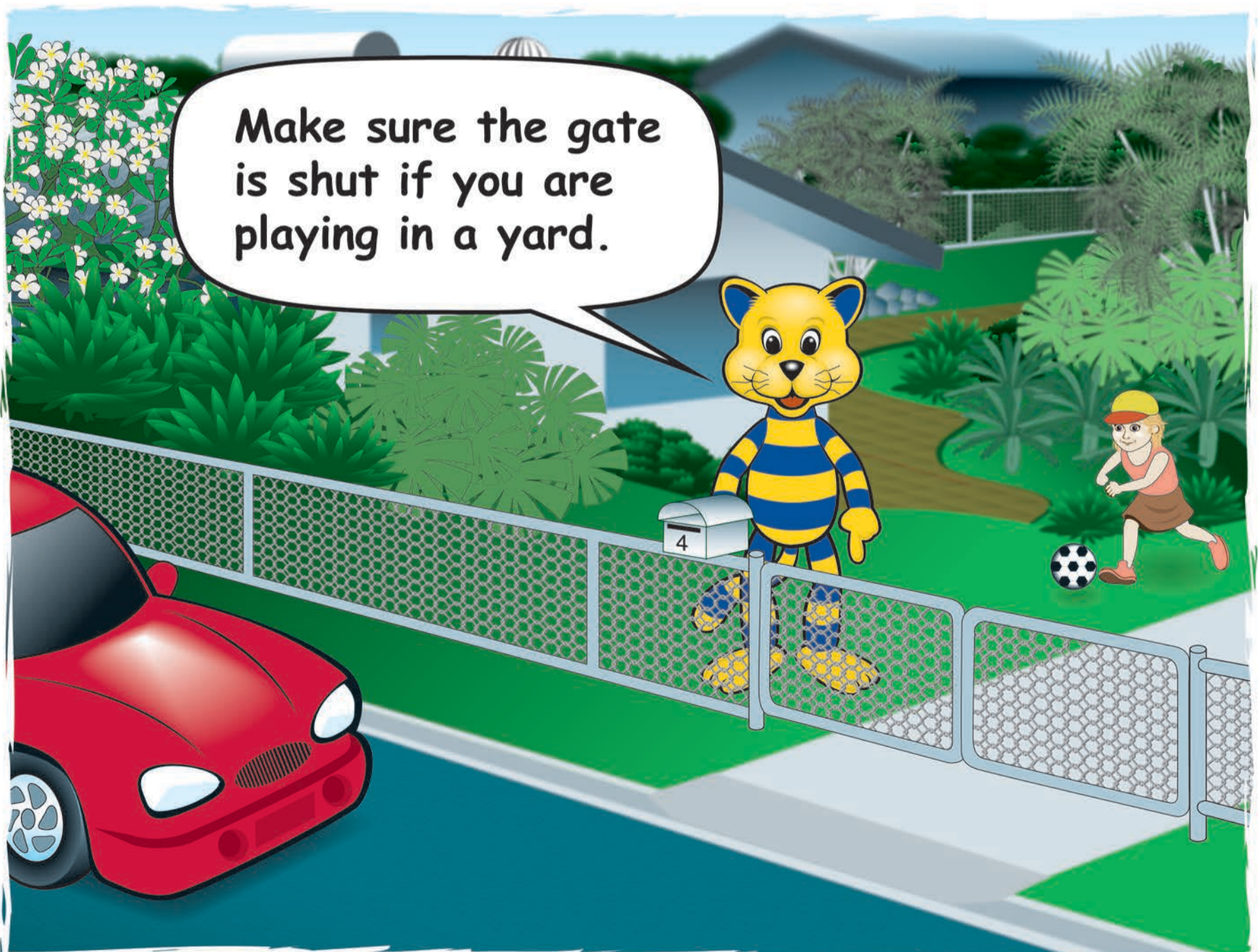
# Bus safety

Never distract the bus driver. Always talk quietly and don't move around in the bus.


Wait until the bus has stopped before you get on or off. Make sure the bus has moved away before you cross the road and remember to **STOP, LOOK, LISTEN, THINK.**



# Playing safely



# What signs do you know?




# Signs to learn



Pedestrian Crossing



Children's Crossing Flag



School Zone



Stop



Give Way



No Bicycles



Don't Walk



Walk



Bus Stop



Bike Path Road Crossing



Bike Path



Road Ahead



Railway Crossing



Road Safety NT  
Department of Infrastructure, Planning and Logistics  
GPO Box 2520  
Darwin NT 0800  
Ph: 1800 720 144

Email: [roadsafety@nt.gov.au](mailto:roadsafety@nt.gov.au)

Website: [www.roadsafety.nt.gov.au](http://www.roadsafety.nt.gov.au)

This book contains general information and guidance only  
and is not a substitute for the legislation. This book should  
not be used as a legal reference point.